

Vision Restoration Therapy Testimonials

Our Mission –

Improve the quality of life for patients with neurological vision loss and their families.

INTRODUCTION

This booklet contains visual fields of Vision Restoration Therapy (VRT) patients upon initiation and completion of VRT as well as personal experiences. The testimonials included are approved excerpts received by NovaVision, which are on file at NovaVision's corporate office in Boca Raton, Florida.

Each grid is a representation of a patient's central visual field. Black squares indicate a blind area, gray squares indicate areas that are seen some of the time, and white squares indicate seeing areas. After stimulating the border zone, patients may be able to improve vision.

The percentage improvement is a calculation based on the number of stimuli patients saw upon initial examination before therapy compared to the number seen upon final examination.

Common types of vision loss after a stroke or traumatic brain injury include:

Hemianopia: Loss of one half of the visual field

Quadrantanopia: Loss of a quarter of the visual field

Scotoma: Blind spots/islands of lost vision

What can NovaVision's Vision Restoration Therapy (VRT™) do for you?

VRT can help restore your life back to a more normal state by giving you a portion of your vision back and take you from...

this

to

this!



Pre-VRT



Post-VRT

Individual results vary.

Inside are just some of our patient testimonials along with their actual visual field results. Let VRT help YOU get your life back just as these patients did. 88% of patients surveyed reported a significant improvement in at least one area of their daily lives. 1

1. Mueller I. et al. Visual Impairment Research 2003; 5:157-178
(NovaVision-sponsored Study)

"On or about March 27 of 2013, I suffered a massive heart attack. On or about that 20th, I suffered a major stroke then robbed me of my vision. I lost about 50% of my vision in both eyes. In effect, I was almost totally blind on my right side. And so, my quest for a solution began.

I met with the neurologists at one of the best hospitals in the US, but heard nothing but bad news. The stroke had damaged a part of my brain that controlled this particular vision path. I was told that there was nothing that could be done and that I should consult a neurological ophthalmologist. Seven weeks later when I was released from the hospital, I started searching for a doctor who could help me regain my sight. Every doctor gave me the same story: "There is nothing that I can do" Feeling discouraged, but not ready to give up we continued our quest.

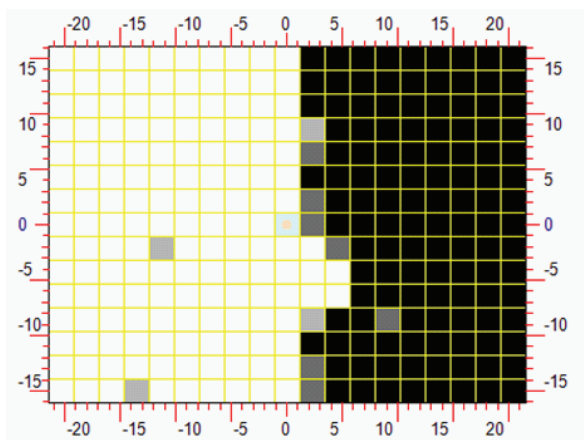
It was then that my dear wife heard about NovaVision. I was able to find a practice that could perform the evaluation that NovaVision required in order to create a therapy tailored to my condition and needs. It should be noted that even though the doctor performed the required tests, she held little hope that the therapy would work. Undeterred, we ordered my NovaVision therapy. I spoke with Alex at NovaVision and she was very encouraging, She made no promises, but rather pointed to the success of others. With nothing but my vision to gain, I was up for the challenge. In the weeks and months to come, Alex and the NovaVision staff kept in contact with me to inform me of my progress and to offer encouragement and support.

My equipment arrived within a few days. It was very easy to set up and to use. At first the recovery was slow for the first 4 months, we saw little improvement. Then all of a sudden, my vision started to improve. By the end of the 6 month of treatment I had recovered 60% of my lost vision and the improvements kept coming.

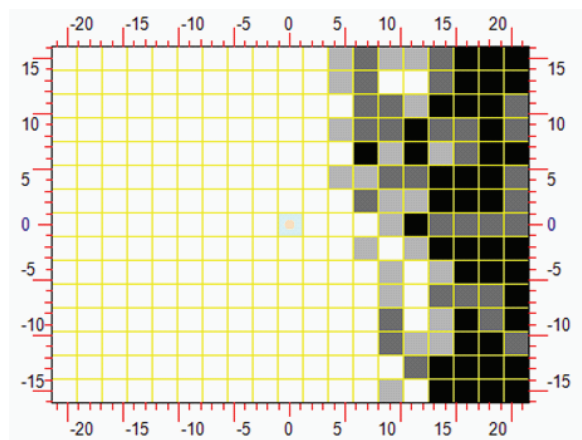
To make a long and scary story short, I am able to safely drive again. My visual field is still improving every day and I have my independence and life back. I am on a quest now to see to it that every medical professional with whom I come in come contact hears about NovaVision.

Thank you Alex, Cristina and all the fine staff at NovaVision for your product, support and encouragement. You know, Mom was right; you only get one pair of eyes, take care of them. I thank the Lord and NovaVision for giving me my sight back!"

Paul - Connecticut



Pre-VRT



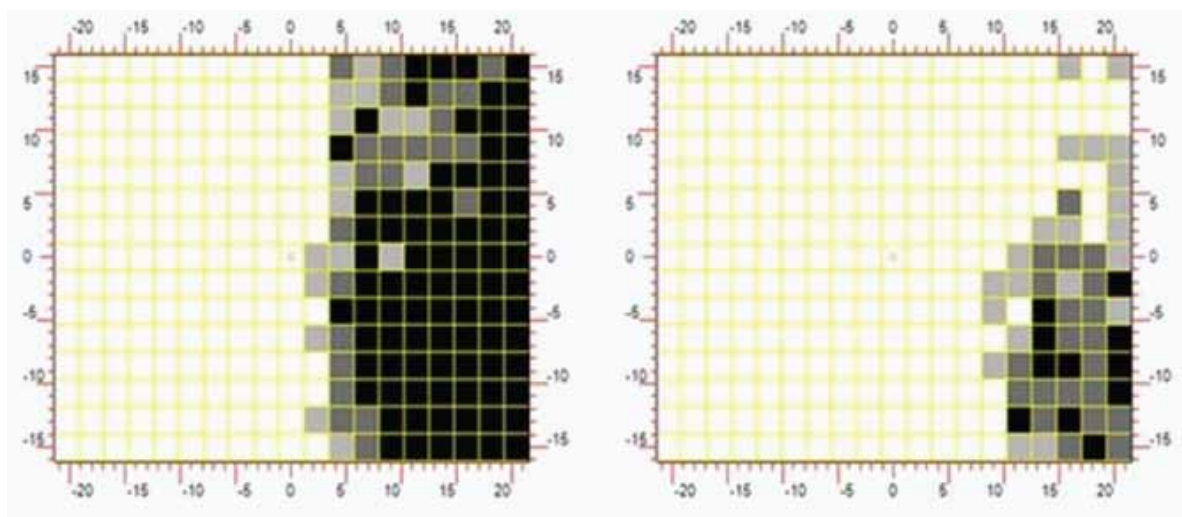
Post-VRT

"On 10/10/10 I was Involved in a motorcycle accident; the police reported me as a fatality, but I fooled them. Unfortunately I suffered from vision loss attributed to homonymous hemianopsia. After being seen at a prestigious local hospital by the Clinical Professor of Ophthalmology & Visual Science and Neurology, he told me I would never improve and to become accustom to my vision loss.

My Family researched therapy options and we insisted on trying NovaVision. The unit was easy to set up. I meticulously followed the instructions. Vision is so important; I believe I had to give it my all to get as much of it back as I possibly could. I continued the therapy for several months and only stopped once my therapy advisor and I believed I achieved the maximum vision improvement. I am actually surprised this is not the generally accepted treatment like other physical therapies are. Before NovaVision everything was difficult such as, reading, cooking, walking stairs, all the simple like things. Now I have a new job, I ran my first marathon and finally published a book.

Life is a challenge, but I do believe I accomplished all these wonderful achievements because I found NovaVision and did the daily exercises and monthly tests I needed to do. The wonderful encouraging support I received made the hard work easier."

Carole Urban- Connecticut



Pre-VRT

Post-VRT

"In March 2005, I had a major stroke on the right side of the brain, rendering the left side of my body weak and paralyzed. The stroke really impacted my vision. Reading became very difficult because I could not easily see where the line of text began on the left. I would misread price tags when shopping because I couldn't see the numbers on the left. \$29.95 would look like \$9.95. I became startled when people would approach me from the left side because they seemed to suddenly jump out at me.

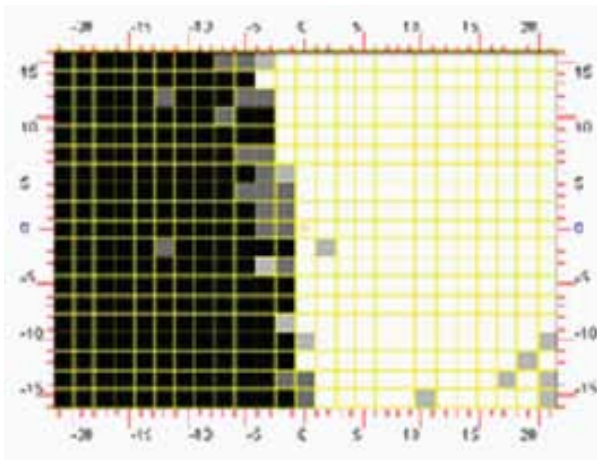
I learned about VRT from someone who suffered from a stroke and benefited greatly from NovaVision. The doctor who had recommended that therapy to that patient was tentative about the treatment. I settled into a routine of doing VRT twice a day, half an hour at a time. It was psychologically good for me to be working on something at home. It helped to get monthly results from NovaVision to check my progress. I also listened to music to make the time go by faster.

After VRT, my reading is much better and scanning a computer screen is much easier. I can ride a bicycle now with confidence and now I don't have to concentrate as hard to see on the left. I still have to scan the environment a little, but I am more comfortable getting around. Because of VRT, I do not feel startled so often.

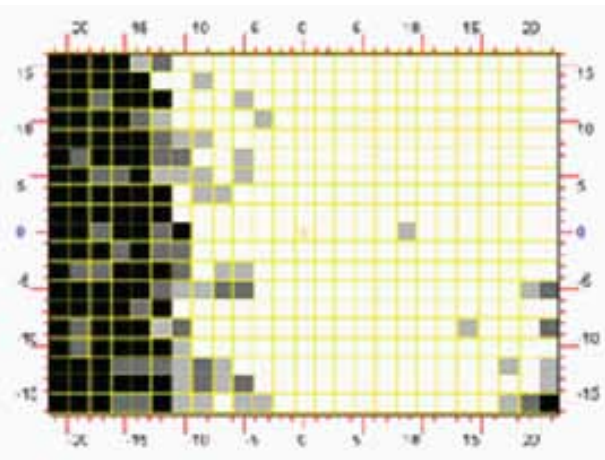
I am enthusiastic about my results from VRT. I know VRT is responsible for the improvements I've had in my vision."

TK- Ohio, 50

19.6% Improvement



Pre-VRT



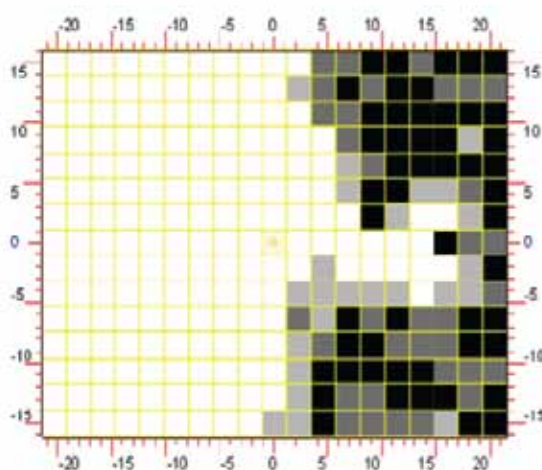
Post-VRT

"In July 2006, I was in a motorcycle accident near my home. About one year later, I noticed that I had vision loss. As a result, I was not allowed to drive and I could no longer golf. I was tripping over everything on my right side.

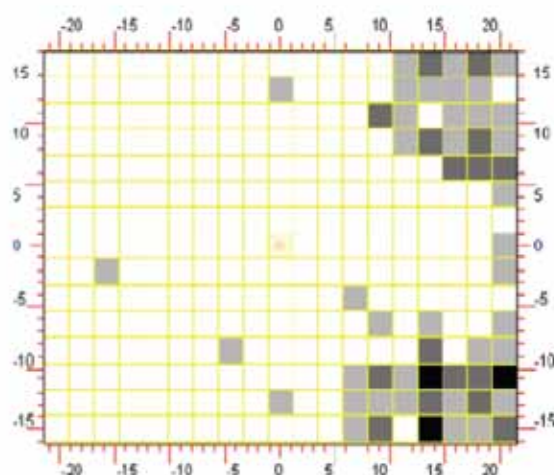
I learned about VRT from my neuro-ophthalmologist, and I gave it a try to improve my vision. The therapy went very well for me, and I notice improvement in my peripheral vision. My doctor has been very knowledgeable, informative and helpful.

After VRT I have regained my ability to drive and golf! I do not trip over anything anymore and all of my ADLs have improved. I attend college and can drive myself there safely. I also navigate the entire campus and buildings including the steps safely and easily. Thank you very much NovaVision."

DS- Pennsylvania, 23
19.96% Improvement



Pre-VRT



Post-VRT

"I suffered from a hemorrhagic stroke in the left temporal lobe that resulted in vision loss on my right side. I noticed that I had lost some of my vision five weeks later when I arrived home because I was bumping into furniture. My vision loss affected my ability to drive, walk with groups of people, play ping-pong, reading and watching TV.

I heard about Vision Restoration Therapy from a friend who is a neurologist and he recommended the therapy. I decided to try it since a nurse practitioner explained to me the probability of improvement and assured me that I would be a good candidate.

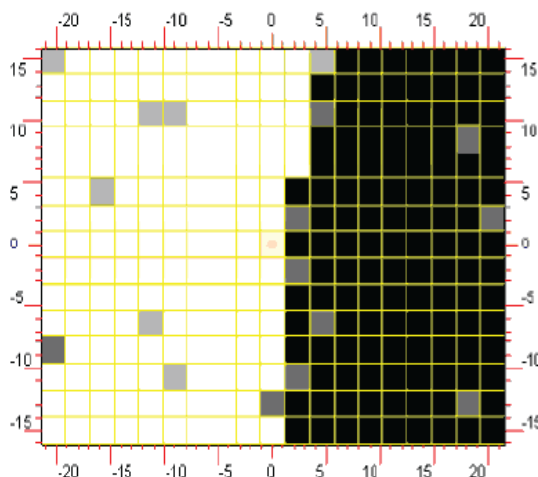
Sometimes I have a hard time fixating and it has taken longer than expected between modules; however, I am encouraged that I can see more on the right. Also, once I decided to pursue the therapy it took a long time to establish a consultation date, but after I finally did everything has been fine.

Things that I can do now include walking among people, using the computer and I can read an entire line better. I no longer knock over glasses or push my food off the plate at meal time.

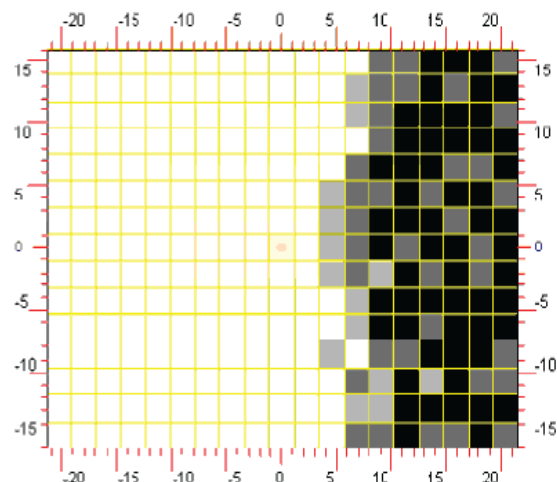
Additionally, I have been concentrating on VRT for six months. Because of aphasia, my reading is very slow and at a fairly simple level. I plan to use my improved vision in an effort to improve my reading ability."

EP- New York, 76

15.61% Improvement



Pre-VRT

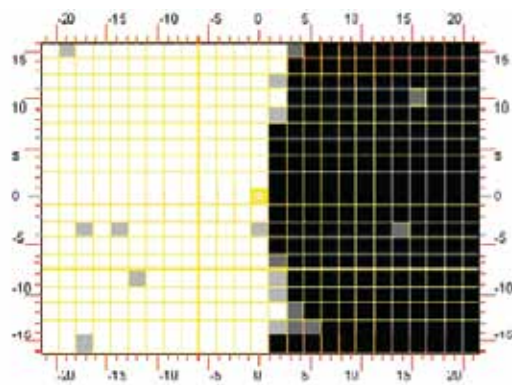


Post-VRT

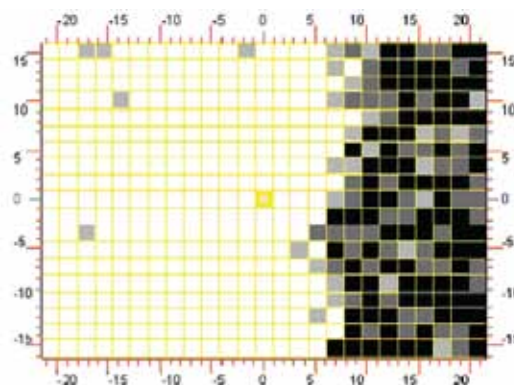
"I had a surgery 6 years ago that caused my vision loss. After three months of doing VRT, I have seen big improvements in my vision. VRT has helped my vision in numerous ways; my reading ability improved, I can scan much better, read at ease, walk with confidence, turn corners much easier, and rarely do I run into anything. I give credit to VRT which has strengthened my vision and helped me drive again. I live a normal and active life now."

CM- Canada, 48

18.1% Improvement



Pre-VRT



Post-VRT

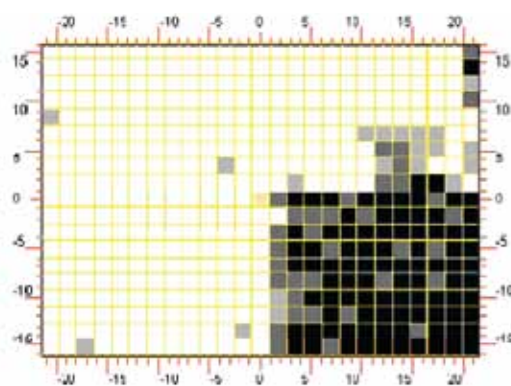
Excerpt from broadcast news story –

[Describing her stroke] "Everyday I had a headache; I thought it was related to stress. I did not think to take any precautions, and assumed everything was going to be okay. Next thing you know I had to go to the hospital because I felt so horrible."

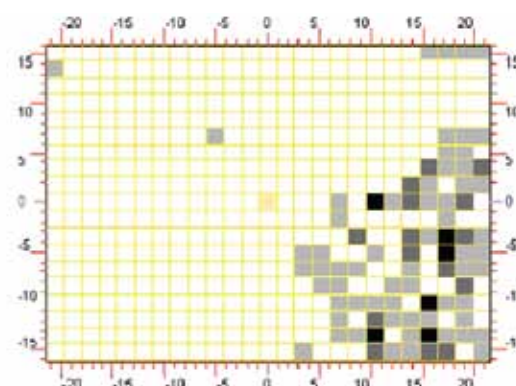
"Before VRT, my vision appeared to be cloudy. Since doing VRT my vision is a lot clearer, and I have a greater awareness of what is going on around me. I am able to walk with more confidence and no longer bump into walls as frequently. I am able to get around the house by myself and even pour a cup of coffee without a spill. Also, I am learning to read again."

CF- New Jersey, 46

18.1% Improvement



Pre-VRT



Post-VRT

“On August 12, 2002, I woke up with the intention of taking a shower and getting ready for work, but I had a headache and noticed the newspaper looked funny when I picked it up off the front porch. I went to my doctor who ordered a cat scan and later informed me I was having a stroke.

When I first had the stroke, I couldn’t see anything from the diagonal left bottom to diagonal right top in my visual field. The area was gray and fuzzy like snow on a TV. After some time, my visual field opened. My vision finally stabilized so that just my upper left quadrant remained impaired.

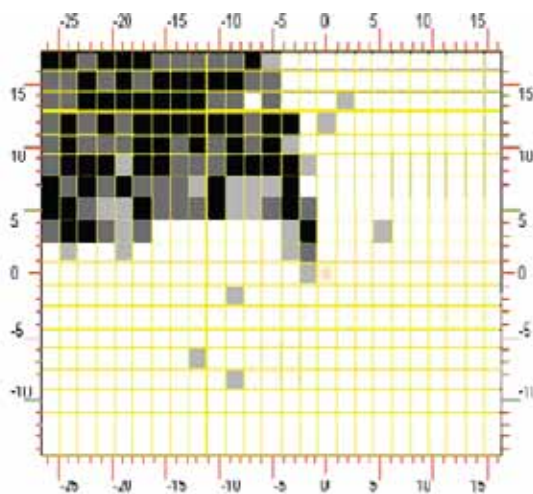
I learned about vision restoration therapy from an article in the Wall Street Journal and felt I met the description of a good candidate for treatment. While my doctor wasn’t yet aware of VRT, I thought the results sounded promising.

I did six months of therapy and was encouraged by the improvement as I continued. Since I was still improving, I committed to an additional three months. While I didn’t benefit as much with the additional therapy, I have the peace of mind that I have done as much as I could to restore my vision. While I still can’t see a person’s right eye when talking face to face, I can rest easy knowing that I did what I could to improve my vision.

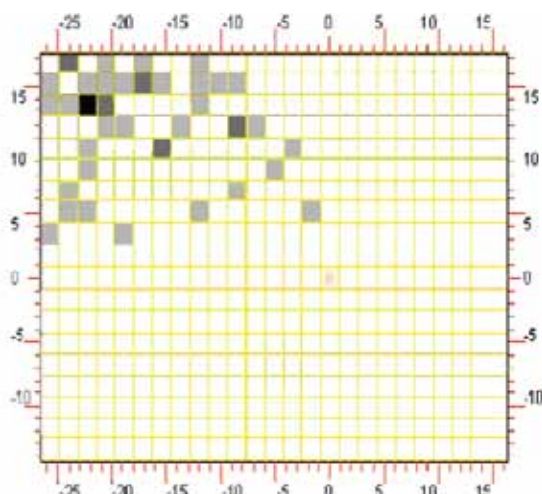
I think VRT is a very valuable treatment. It is wonderful that a treatment is available that can provide you with real benefits. If you feel limited by your vision loss and you know you can dedicate the time to do it right, you should try it. I have since written a letter to thank the writer of the Wall Street Journal article as I wouldn’t have learned about the therapy otherwise.”

LR- Illinois, 47

17.5% Improvement



Pre-VRT



Post-VRT

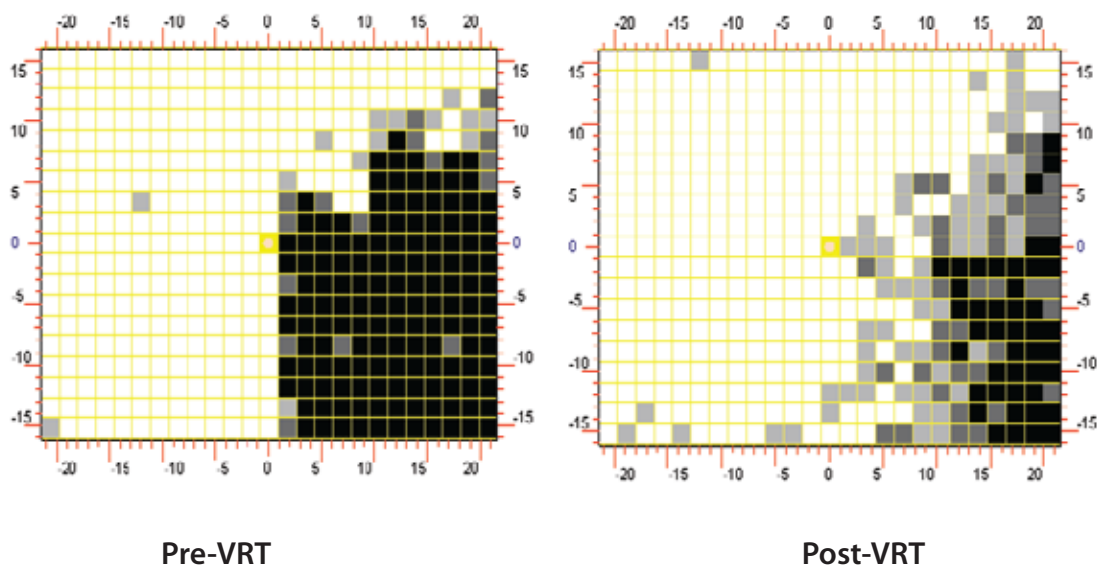
“After my stroke I drove primarily to get to work and see my family for almost two years when the ophthalmologist called me back in for a vision test. My results were just shy of meeting state driving requirements, so he told me I was going to lose my license. My family doctor recommended that I see a neuro-ophthalmologist. The neuro-ophthalmologist came to the same conclusion about my driving and recommended that I use public transportation. Not accepting this as a solution, I scheduled an appointment with a physician to complete a vision exam which showed the same vision deficit.

After learning of my experience, a friend recommended an ophthalmologist who had helped her after she had a stroke. He recommended that I do Vision Restoration Therapy (VRT).

I traveled 150 miles for VRT diagnostic testing and was happy to begin VRT in April 2005. All I was hoping for was to regain my driver's license and be able to drive again to the grocery store, church and the bank. My doctor could not promise me that I could drive again, but I felt it important to give the therapy a try. I completed my daily VRT sessions faithfully and did not deviate from the schedule. NovaVision worked with me and indeed, I did complete it with success.

On June 2, 2006, I received notice that I had passed the state vision test and I got my driver's license back. A whole new world has been opened up to me again, and I feel reborn with the freedom to get around and the ability to see better. I can also go to the theater or symphony and clearly see the stage again. My youngest son, a physician's assistant, has told me how impressed he is that I am on the cutting edge of medicine by completing VRT, and that makes me feel good as well.”

GH- Pennsylvania, 64
14.5% Improvement



"I lost 50% of my vision on the right side after suffering a severe stroke in 1999 which affected the left hemisphere of my brain. The loss of sight in the lower right quadrant meant I could not read and always had difficulty finding items on my right side.

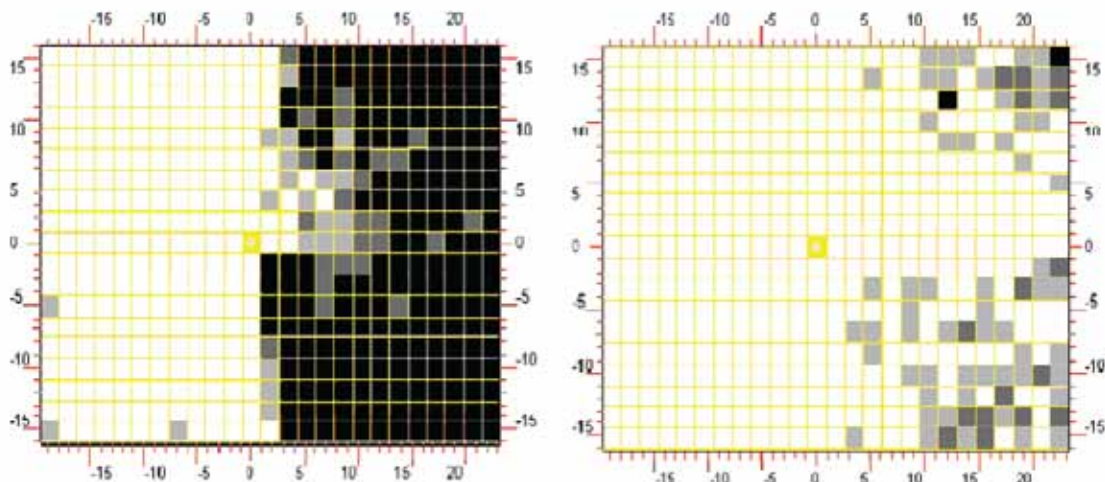
I performed NovaVision VRT twice daily for nine months – taking the device with me even as we traveled extensively with my husband's job with a cruise line. Although it was difficult at times, I remained committed to the treatment because my results were so good.

My vision improved so I can now read menus at restaurants and directional signs inside airport terminals when traveling. I enjoy watching TV because I no longer miss out on any of the action. I can appreciate my art collection like I could before my stroke. I can indulge in make up, which I can apply myself again. I seldom lose my lipstick on the dresser even if it is on the right side. Thank you, NovaVision, for restoring my vision and for coloring my world again.

I highly recommend VRT as a safe and effective treatment. I'm convinced that any patient who diligently sticks to the instructions will have improvement in their vision. I'm eternally grateful for this scientific breakthrough in vision technology."

JW- Florida, 58

38.5% Improvement



Pre-VRT

Post-VRT

"Before my stroke, reading was my life – both my job and my full-time pastime. After my stroke, I had so much trouble reading... Putting letters together to form words was such a challenge that I quit trying. (Once I could not get the meaning of 'o-f-f')."

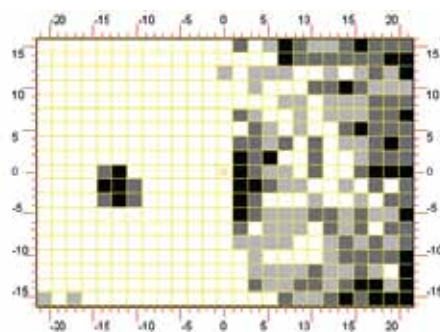
I decided to try VRT when my doctor noted the lack of rehab programs for stroke victims left with my sight problems. I was also told that there could be some natural improvement in my vision field without VRT, or during the VRT course. VRT went swimmingly at first. I began the two-a-day sessions on Jan. 11, 2006, but because of changes in my home life, I was not able to stay on the designed six-month schedule. It took months longer. Despite that, because of improvements in my sight I eagerly signed up for a therapy extension.

Now, after nine months of VRT and two years after the stroke, I can read at fair speed and comprehension, although still not with the speed and comprehension necessary to return to my work as an editor at The Associated Press.

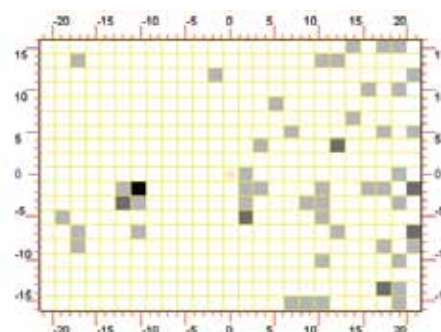
I estimate that my vision has improved 70 percent as a result of Vision Restoration Therapy. I look forward to my next vision exam. Any stroke victim with my visual problems should try VRT, especially if there's strong home support, or no strong home distractions."

RH- Florida, 67

12.3% Improvement

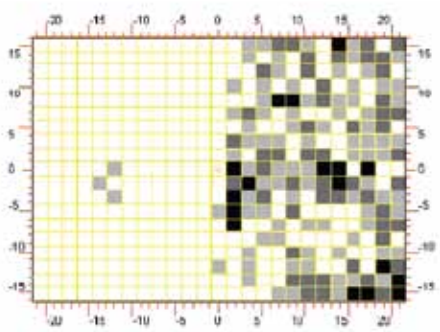


Pre-VRT

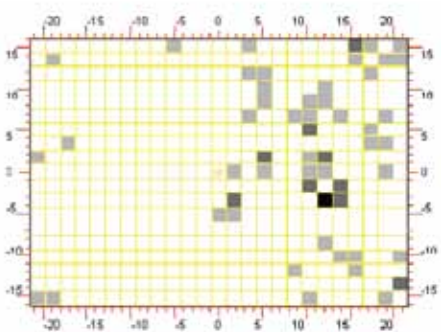


Post-VRT

Left Eye



Pre-VRT



Post-VRT

Right Eye

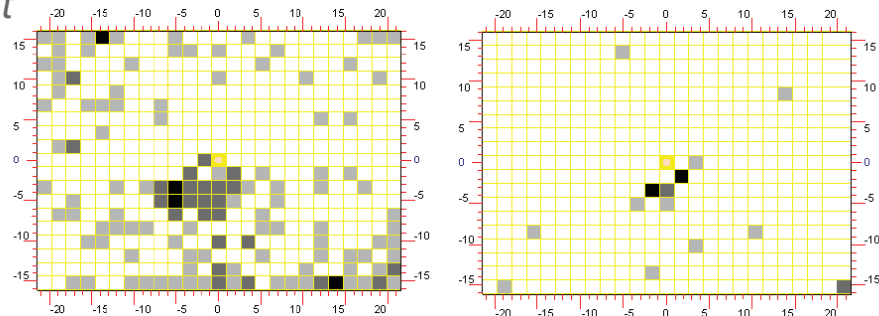
"I had a stroke in 2002 that left me with a scotoma in the center of my vision field. I was not able to read, write and could only see part of the TV screen for two years until I did NovaVision VRT."

I learned about NovaVision from my ophthalmologist and I am very happy that I did the therapy. It truly restores vision. Once I started doing the therapy and realized that it was working, I actually looked forward to doing VRT.

After 12 months of therapy, I could read large print books. I have been able to return to playing tennis and golf. I feel like NovaVision VRT gave me my life back, and I would tell anyone with a visual field deficit considering therapy, "How could you not do it? It really works."

SS- Ohio, 58

10.1% Improvement



Pre-VRT

Post-VRT

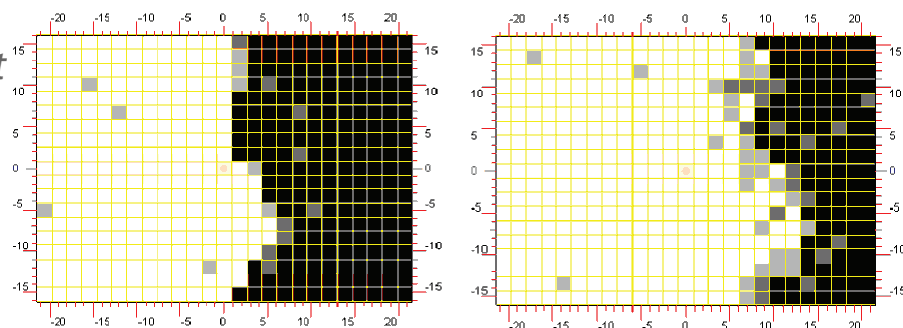
"After my stroke I lost about half my field of vision, and since starting VRT I have noticeable improvements in my vision – I see more, it's easier to read, I can see the entire TV screen when watching TV and even enjoy going to the movies now."

As a post-stroke VRT patient with a hemianopia, I encourage others who also suffer from this or other vision loss after stroke to absolutely do it. You have nothing to lose and VRT works. As a retired physician, I recommend other medical practitioners and rehabilitation specialists to advise their stroke and brain injury patients about the benefits of VRT.

I am optimistic by the promise that VRT holds. I was told there was nothing I could do about the vision I lost from my stroke. Fortunately, I discovered NovaVision VRT."

RM- California, 64

15.4% Improvement



Pre-VRT

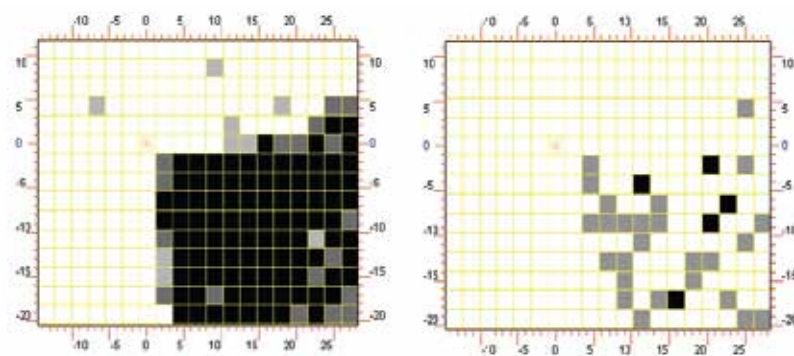
Post-VRT

"My vision began coming back after the first month of NovaVision VRT, which really surprised me. With each month of therapy, I kept getting better. Now, after several months of therapy, my general vision seems to be back to normal. I passed a driving test, and now I am able to drive safely and without difficulty. My grandchildren are allowed to ride with me again. I feel really lucky to have regained so much vision, particularly since I was told I had lost it for good. I feel so much better than I felt a year ago when I felt I was at my worst, and my vision is still improving. It is amazing how much VRT has helped me."

After VRT, I am more comfortable going places and I can read normally now and enjoy the newspaper. I have returned to my favorite hobby of rebuilding my three cars, including a 1940 Ford, and driving my boat at the lake. I feel like I'm back to normal."

LF- Missouri, 39

33.1% Improvement



Pre-VRT

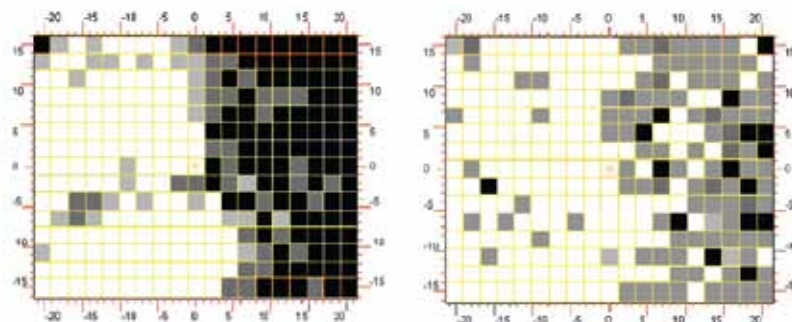
Post-VRT

From BG's Caregiver—

"Three years after our son's traumatic brain injury, he began NovaVision therapy in hopes of improving his hemianopsia and right side neglect. Within a month he noticed improved concentration and mental focus. After finishing therapy he was reading more fluidly and easily; also, generally navigating better in the world, improving his catching and dribbling of a basketball. He tested as 'no longer A.D.D.' after therapy, an unexpected bonus. It has added substantially to his independence and quality of life. VRT increased my son's attention span. VRT has so helped my son's ability to navigate his surroundings that he recommended it to his girlfriend, who now is a VRT client."

BG- New York, 23

23.6% Improvement



Pre-VRT

Post-VRT

"I had a stroke in 1999 which significantly affected my eye sight in my left eye. As a result, I could no longer drive, and I became used to running into the left side of a door frame. I couldn't see very well.

I learned about NovaVision from an article in the Wall Street Journal that my dad sent to me. I contacted NovaVision quickly after reading the article.

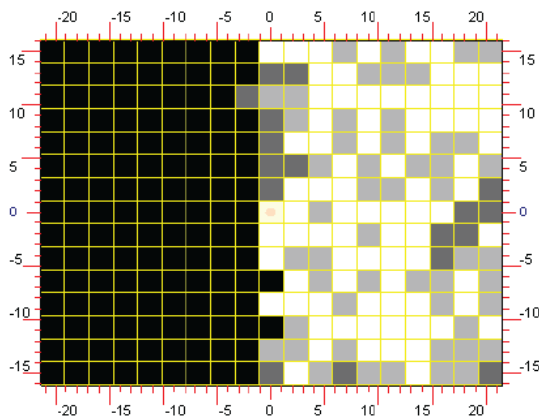
The prospect of regaining my eye sight motivated me to do VRT. My primary goal for therapy was to regain my ability to drive. It is quite restrictive not being able to drive, and I wanted my independence back.

As a result of nine months of VRT, I have regained eye sight in my left eye. Although I cannot yet drive again, I recently passed an eye test at DMV. Regardless, VRT was worth the effort because my day-to-day activities have become so much easier.

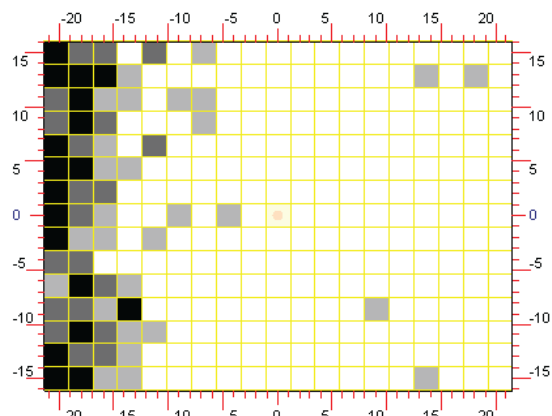
Now I don't run into doors as frequently. I can see things that I couldn't see before. I have returned to reading the newspaper and magazines daily."

NB- Florida, 59

43.5% Improvement



Pre-VRT



Post-VRT

Vision Restoration Therapy (VRT)

"I was in a bad car accident six years ago. As a result of the head-on collision, I suffered many injuries, and my vision was severely impacted. I became completely blind in my left eye and could only see 50% out of my right eye. I lost all peripheral vision.

I learned about Vision Restoration Therapy (VRT) from my bishop who printed off several pages about it from the Internet. Three years after my injury and after a lot of other rehabilitation, I was ready to begin therapy.

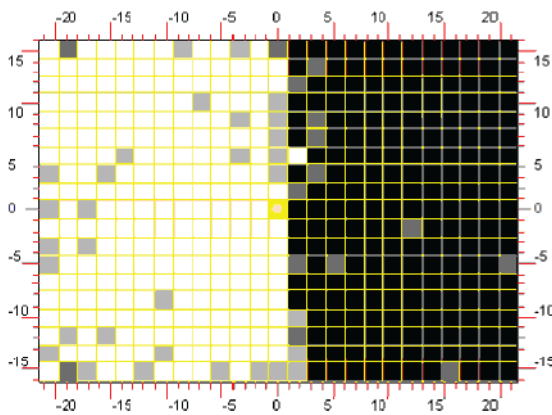
Before VRT, I remember trying to read along and sing from the hymnal at church. I eventually gave up because I couldn't see well enough to read fast enough. At my job as a childcare provider, I had to walk so slowly to make sure I didn't bump into the children around me.

VRT opened up so much more of my vision for me. I went from seeing 50% to seeing 70%. I can now enjoy walks with my husband and play with my daughter. The 20% improvement made a big difference to me. I gained so much from vision restoration therapy.

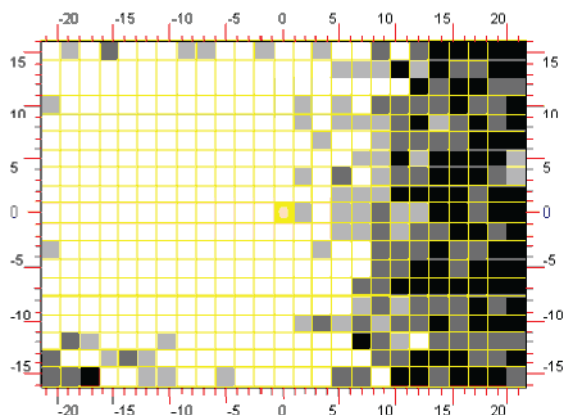
Doing therapy is challenging, but if you want to try to gain back part of your vision, you should go for it. If you look at my final evaluation, you will see that the left side that was formerly blacked out is now seeing a lot more. VRT is a wonderful therapy."

LA- Arizona, 20

20.0% Improvement



Pre-VRT



Post-VRT



In a letter to NovaVision –

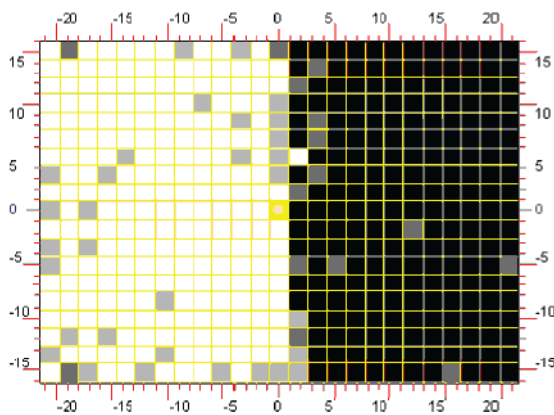
"I want to express my appreciation to your organization for the opportunity to participate in the NovaVision VRT eye program.

As a physician, I was taught that central nerve injury could never be repaired. The improvement in my peripheral vision is truly amazing and has afforded me activities that I would not have attempted previously – such as driving a car which has returned my freedom of movement. For about three months into the program I noticed no change but then I became aware that I was seeing dots to the left that had previously been out of range. I also tested myself on objects in my area and observed an extension of vision to the left. VRT has even helped my golf which, as the ad says, "is priceless."

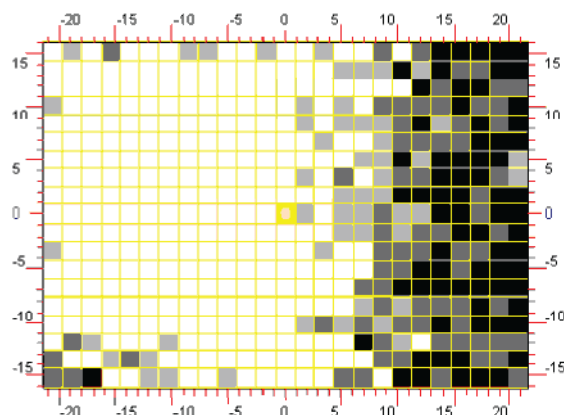
To say that I have been thrilled by this benefit of therapy would be an understatement. I want to thank all those in your organization for making this miracle possible."

SL- Florida, 90


18.08% Improvement



Pre-VRT



Post-VRT

 *"6 years ago I lost vision in my right eye. It was black optic nerve stroke. Doctors said I'd never see again out of that eye. But unwilling to give up I discovered NovaVision on the internet. And asked to be put in a trial case study. With the help of NovaVision I restored my eyesight in my right eye from pitch black to 20/15 in six months. I was amazed. Then suddenly this year June 14th 2015 I woke up with massive blurred vision in both eyes. Unknown cause eye health normal, suspected optic nerve problem. Unable to work put on medical leave but after two months completed NeuroEyeCoach and one month of VRT therapy. I'm happy to say I can drive again and read street signs. And even information on products that small lettering. I am so thankful without NovaVision in my life. I'd been half blind. But amazingly enough I'm completely getting my vision back once again. Every day it's clearer and I will be returning to work soon. Thank you to NovaVision. You have saved my eyesight twice in my life."*

Annette- Michigan